



Round 1 - Winton : 10 & 11 April
SUPERBIKE - A & B GRADE
Qualifying 1

Date: 10/04/21
 Event: Q07
 Weather: Cloudy - Temp: 20C
 Track: Dry

Started at: 11:15:52
 Laps: 10 Min
 Starters: 26
 Printed at: 11:32

PROVISIONAL CLASSIFICATION

Pos	No	Name	Machine	Fastest Lap	On Lap	Behind Leader	Behind Prev	Top Speed
1	3	Jed METCHER / Siemec / Yamaha / YRD / SW Racing	Yamaha R1 1000	1:22.124	4 of 5			241
2	2	Mark CHIODO	Yamaha R1 1000	1:22.365	2 of 3	.241	.241	242
3	16	Luke JHONSTON / MotoGO Yamaha / RS Taichi Leathers / AGV Helmets / Bike Vault Castlemaine	Yamaha R1 1000	1:23.640	4 of 6	1.516	1.275	241
4	78a	Nathan SPITERI / Livson Construction Services / PTR / The Grinning Dingo	Suzuki GSXR 1000	1:24.778	4 of 6	2.654	1.138	233
5	84	Nathan JONES / 3JRacing	Kawasaki ZX10R 1000	1:25.109	5 of 7	2.985	.331	230
6	72	Brad SHAW / Race Center / SGE	Yamaha R1 1000	1:25.869	5 of 7	3.745	.760	234
7	74	Scott McGREGOR / Diggin Tyres	Honda CBR 1000	1:26.205	4 of 6	4.081	.336	229
8	15	Kenny REDDING / YRD	Yamaha R1 1000	1:26.242	4 of 6	4.118	.037	231
9	29	Patrick LI / MotoGO Yamaha	Yamaha R1 1000	1:27.381	4 of 6	5.257	1.139	235
10	71	Kurt SUSHAMES / Scotts Motorcycles	Kawasaki ZX10R 1000	1:27.915	4 of 7	5.791	.534	230
11	82	Jake DREW / Race Center / Penrite Oils / MCA Keilor / YRD / Willmax / Grinning Dingo	Yamaha R1 1000	1:28.225	6 of 7	6.101	.310	229
12	23	Peter BERRY	Suzuki GSXR 1000	1:28.321	5 of 7	6.197	.096	234
13	12	Stephan TOZER	Honda CBR RR 1000	1:28.774	4 of 6	6.650	.453	227
14	7	Travis HARDY / Wellbeing Campus	Kawasaki ZX10R 1000	1:28.972	4 of 6	6.848	.198	232
15	39	Alastair LOOMES	Honda CBR RR 1000	1:29.276	6 of 6	7.152	.304	224
16	65	Nathan McKENZIE	Suzuki GSXR 1000	1:29.984	3 of 7	7.860	.708	221
17	55	Andrew ORD / Ords Motorcycles	Suzuki GSXR 1000	1:30.034	4 of 4	7.910	.050	223
18	10	Dean ARCHBOLD / Ords Motorcycles	Kawasaki ZX10R 1000	1:31.331	6 of 7	9.207	1.297	215
19	50	Kym GROSSER	Aprilia RSV4 1000	1:32.124	6 of 6	10.000	.793	220
20	37a	Graham SNAITH	Honda CBR 1000	1:32.921	5 of 6	10.797	.797	217
21	33	Allen McGUIRE / AMAC	BMW S RR 1000	1:33.171	6 of 6	11.047	.250	227
22	137	Luke MARTYR / Race Center / Luxmotive / Ricondi	Yamaha R1 1000	1:33.643	4 of 5	11.519	.472	226


Chief Timekeeper - Colin Rothwell

Clerk of Course - Tony Bolin



COMPUTIME RACE TIMING SYSTEMS PTY LTD
www.computime.com.au

E-mail: scott@computime.com.au / Ph: 0418 17 13 17





Round 1 - Winton : 10 & 11 April
SUPERBIKE - A & B GRADE
Qualifying 1

Date: 10/04/21
 Event: Q07
 Weather: Cloudy - Temp: 20C
 Track: Dry

Started at: 11:15:52
 Laps: 10 Min
 Starters: 26
 Printed at: 11:32


PROVISIONAL CLASSIFICATION

Pos	No	Name	Machine	Fastest Lap	On Lap	Behind Leader	Behind Prev	Top Speed
23	24	Matthew BARTON	Ducati P-gale 1299	1:41.879	2 of 4	19.755	8.236	189

The results are provisional until the end of the time limit for protests and appeals.

Chief Timekeeper - Colin Rothwell

Clerk of Course - Tony Bolin



COMPUTIME RACE TIMING SYSTEMS PTY LTD
www.computime.com.au

E-mail: scott@computime.com.au / Ph: 0418 17 13 17





Round 1 - Winton : 10 & 11 April
SUPERBIKE - A & B GRADE
Qualifying 1

Date: 10/04/21
 Event: Q07
 Weather: Cloudy - Temp: 20C
 Track: Dry

Started at: 11:15:52
 Laps: 10 Min
 Starters: 26
 Printed at: 11:32

PROVISIONAL LAP TIMES

No	Name	Lap 1	Lap 2	Lap 3	Lap 4	Lap 5	Lap 6	Lap 7
2	Mark CHIODO	1:31.372	1:22.365	1:26.479				
3	Jed METCHER	1:31.100	1:23.904	1:23.761	1:22.124	3:56.329		
7	Travis HARDY	1:37.933	1:30.710	1:29.280	1:28.972	1:29.825	1:29.604	
10	Dean ARCHBOLD	1:38.625	1:34.045	1:34.376	1:33.466	1:32.931	1:31.331	1:32.833
12	Stephan TOZER	1:36.064	1:29.843	1:30.285	1:28.774	1:30.485	1:30.879	
15	Kenny REDDING	2:49.388	1:33.342	1:29.645	1:26.242	1:26.305	1:26.296	
16	Luke JHONSTON	1:32.397	1:24.119	1:25.108	1:23.640	2:14.571	1:31.942	
23	Peter BERRY	1:37.536	1:30.877	1:29.112	1:28.772	1:28.321	1:29.549	1:28.450
24	Matthew BARTON	2:09.848	1:41.879	2:42.418	1:45.001			
29	Patrick LI	1:35.525	1:27.512	1:27.463	1:27.381	1:28.577	1:28.764	
33	Allen McGUIRE	1:41.386	1:34.532	1:34.722	1:33.408	1:33.445	1:33.171	
37a	Graham SNAITH	1:49.988	1:36.986	1:33.808	1:33.431	1:32.921	1:33.583	
39	Alastair LOOMES	1:38.960	1:32.064	1:33.857	1:30.609	1:29.999	1:29.276	
50	Kym GROSSER	1:54.141	1:36.805	1:35.949	1:32.840	1:33.431	1:32.124	
55	Andrew ORD	1:38.584	1:32.491	1:33.397	1:30.034			
65	Nathan MCKENZIE	1:39.694	1:30.908	1:29.984	1:30.309	1:31.925	1:33.157	1:33.467
71	Kurt SUSHAMES	1:33.901	1:29.703	1:30.664	1:27.915	1:28.040	1:28.375	1:30.278
72	Brad SHAW	1:34.027	1:27.631	1:26.883	1:25.894	1:25.869	1:26.280	1:26.390
74	Scott McGREGOR	1:40.226	1:27.727	1:26.554	1:26.205	1:26.275	1:26.441	
78a	Nathan SPITERI	1:31.354	1:26.324	1:24.851	1:24.778	1:25.443	1:25.595	
82	Jake DREW	1:36.324	1:31.733	1:33.371	1:29.773	1:29.386	1:28.225	1:28.597
84	Nathan JONES	1:33.112	1:26.887	1:26.591	1:25.888	1:25.109	1:26.134	1:33.908
137	Luke MARTYR	1:39.496	1:33.683	1:34.713	1:33.643	1:35.620		

The results are provisional until the end of the time limit for protests and appeals.

Chief Timekeeper - Colin Rothwell

Clerk of Course - Tony Bolin



COMPUTIME RACE TIMING SYSTEMS PTY LTD
www.computime.com.au

E-mail: scott@computime.com.au / Ph: 0418 17 13 17





Round 1 - Winton : 10 & 11 April
SUPERBIKE - A & B GRADE
Qualifying 1

Date: 10/04/21
 Event: Q07
 Weather: Cloudy - Temp: 20C
 Track: Dry

Started at: 11:15:52
 Laps: 10 Min
 Starters: 26
 Printed at: 11:32

PROVISIONAL SPLIT TIMES

Lap	Split 1	Split 2	Split 3	Lap Time	Spd	Lap	Split 1	Split 2	Split 3	Lap Time	Spd
2 Mark CHIODO (2nd)						1	32.314	34.132	1:42.942	2:49.388	P
1	32.264	32.036	27.072	1:31.372	P	2	31.407	32.935	29.000	1:33.342	P
2	25.431	30.194	26.740	1:22.365	242	3	28.674	32.668	28.303	1:29.645	212
3	25.355	33.371	27.753	1:26.479	239	4	27.083	31.458	27.701	1:26.242	230
						5	26.511	31.372	28.422	1:26.305	231
						6	26.302	32.386	27.608	1:26.296	228
3 Jed METCHER (1st)						16 Luke JHONSTON (3rd)					
1	31.455	32.083	27.562	1:31.100	P	1	31.830	32.061	28.506	1:32.397	P
2	25.786	30.756	27.362	1:23.904	237	2	26.181	30.606	27.332	1:24.119	239
3	25.688	31.258	26.815	1:23.761	238	3	26.714	30.864	27.530	1:25.108	240
4	25.296	30.219	26.609	1:22.124	238	4	25.809	30.460	27.371	1:23.640	239
5	26.128	31.254	2:58.947	3:56.329	241	5	25.799	30.446	1:18.326	2:14.571	241
7 Travis HARDY (14th)						6	32.221	32.583	27.138	1:31.942	P
1	33.786	34.264	29.883	1:37.933	P	23 Peter BERRY (12th)					
2	28.440	32.895	29.375	1:30.710	231	1	33.219	34.455	29.862	1:37.536	P
3	27.660	32.514	29.106	1:29.280	230	2	28.806	32.974	29.097	1:30.877	220
4	27.690	32.485	28.797	1:28.972	230	3	27.775	32.670	28.667	1:29.112	234
5	27.574	32.859	29.392	1:29.825	232	4	27.665	32.631	28.476	1:28.772	231
6	27.863	32.972	28.769	1:29.604	221	5	27.752	32.243	28.326	1:28.321	231
10 Dean ARCHBOLD (18th)						6	28.045	33.074	28.430	1:29.549	225
1	32.197	34.480	31.948	1:38.625	P	7	27.574	32.613	28.263	1:28.450	230
2	29.374	34.062	30.609	1:34.045	214	24 Matthew BARTON (23th)					
3	29.556	34.116	30.704	1:34.376	212	1	52.137	44.190	33.521	2:09.848	P
4	29.484	33.848	30.134	1:33.466	206	2	30.793	38.428	32.658	1:41.879	188
5	28.871	33.439	30.621	1:32.931	215	3	32.972	37.931	1:31.515	2:42.418	189
6	28.497	32.907	29.927	1:31.331	211	4	34.989	37.332	32.680	1:45.001	P
7	28.702	33.795	30.336	1:32.833	214	29 Patrick LI (9th)					
12 Stephan TOZER (13th)						1	31.549	34.551	29.425	1:35.525	P
1	32.298	34.387	29.379	1:36.064	P	2	27.002	32.188	28.322	1:27.512	231
2	28.019	32.421	29.403	1:29.843	225	3	27.110	31.949	28.404	1:27.463	235
3	28.705	32.766	28.814	1:30.285	218	4	27.097	31.924	28.360	1:27.381	235
4	28.029	32.349	28.396	1:28.774	215	5	27.400	32.570	28.607	1:28.577	230
5	27.976	33.060	29.449	1:30.485	227	6	27.757	32.373	28.634	1:28.764	228
6	28.557	32.907	29.415	1:30.879	221	15 Kenny REDDING (8th)					

Chief Timekeeper - Colin Rothwell

Clerk of Course - Tony Bolin



COMPUTIME RACE TIMING SYSTEMS PTY LTD
www.computime.com.au

E-mail: scott@computime.com.au / Ph: 0418 17 13 17





Round 1 - Winton : 10 & 11 April
SUPERBIKE - A & B GRADE
Qualifying 1

Date: 10/04/21
 Event: Q07
 Weather: Cloudy - Temp: 20C
 Track: Dry


Started at: 11:15:52
 Laps: 10 Min
 Starters: 26
 Printed at: 11:32

PROVISIONAL SPLIT TIMES

Lap	Split 1	Split 2	Split 3	Lap Time	Spd	Lap	Split 1	Split 2	Split 3	Lap Time	Spd
33 Allen McGUIRE (21th)						65 Nathan McKENZIE (16th)					
1	33.575	36.396	31.415	1:41.386	P	1	34.760	34.954	29.980	1:39.694	P
2	29.179	34.830	30.523	1:34.532	221	2	28.374	32.950	29.584	1:30.908	218
3	29.008	35.500	30.214	1:34.722	226	3	27.645	33.048	29.291	1:29.984	219
4	28.909	34.435	30.064	1:33.408	220	4	28.202	32.985	29.122	1:30.309	219
5	28.867	34.373	30.205	1:33.445	227	5	27.733	33.909	30.283	1:31.925	221
6	29.046	34.001	30.124	1:33.171	223	6	29.042	33.919	30.196	1:33.157	217
						7	28.618	34.031	30.818	1:33.467	219
37a Graham SNAITH (20th)						71 Kurt SUSHAMES (10th)					
1	39.569	38.254	32.165	1:49.988	P	1	31.845	33.107	28.949	1:33.901	P
2	30.597	35.825	30.564	1:36.986	208	2	28.539	32.361	28.803	1:29.703	226
3	29.474	34.377	29.957	1:33.808	207	3	28.504	32.385	29.775	1:30.664	229
4	29.232	34.284	29.915	1:33.431	217	4	27.491	32.076	28.348	1:27.915	228
5	29.378	34.068	29.475	1:32.921	216	5	27.579	32.175	28.286	1:28.040	230
6	29.387	34.121	30.075	1:33.583	217	6	27.593	32.185	28.597	1:28.375	228
						7	28.955	32.626	28.697	1:30.278	223
39 Alastair LOOMES (15th)						72 Brad SHAW (6th)					
1	33.990	34.280	30.690	1:38.960	P	1	32.267	33.321	28.439	1:34.027	P
2	29.022	33.205	29.837	1:32.064	220	2	27.252	32.123	28.256	1:27.631	234
3	29.466	34.048	30.343	1:33.857	224	3	26.789	31.819	28.275	1:26.883	233
4	28.522	32.692	29.395	1:30.609	222	4	26.252	31.611	28.031	1:25.894	233
5	28.075	32.502	29.422	1:29.999	223	5	26.501	31.591	27.777	1:25.869	233
6	28.213	32.285	28.778	1:29.276	220	6	26.528	31.717	28.035	1:26.280	233
						7	26.294	31.877	28.219	1:26.390	229
50 Kym GROSSER (19th)						74 Scott McGREGOR (7th)					
1	40.927	39.930	33.284	1:54.141	P	1	38.754	32.654	28.818	1:40.226	P
2	31.364	35.044	30.397	1:36.805	210	2	27.227	31.974	28.526	1:27.727	223
3	29.723	33.686	32.540	1:35.949	215	3	26.678	31.681	28.195	1:26.554	225
4	29.492	33.498	29.850	1:32.840	216	4	26.291	31.594	28.320	1:26.205	226
5	29.021	34.543	29.867	1:33.431	220	5	26.691	31.494	28.090	1:26.275	223
6	28.828	33.437	29.859	1:32.124	219	6	26.434	31.725	28.282	1:26.441	229
55 Andrew ORD (17th)						78a Nathan SPITERI (4th)					
1	34.073	34.555	29.956	1:38.584	P	1	30.731	31.843	28.780	1:31.354	P
2	29.430	33.118	29.943	1:32.491	210	2	26.413	31.800	28.111	1:26.324	233
3	29.685	34.151	29.561	1:33.397	216						
4	28.268	32.706	29.060	1:30.034	217						

Chief Timekeeper - Colin Rothwell

Clerk of Course - Tony Bolin



COMPUTIME RACE TIMING SYSTEMS PTY LTD
www.computime.com.au

E-mail: scott@computime.com.au / Ph: 0418 17 13 17





Round 1 - Winton : 10 & 11 April
SUPERBIKE - A & B GRADE
Qualifying 1

Date: 10/04/21
 Event: Q07
 Weather: Cloudy - Temp: 20C
 Track: Dry

Started at: 11:15:52
 Laps: 10 Min
 Starters: 26
 Printed at: 11:32


PROVISIONAL SPLIT TIMES

Lap	Split 1	Split 2	Split 3	Lap Time	Spd	Lap	Split 1	Split 2	Split 3	Lap Time	Spd
3	26.292	31.184	27.375	1:24.851	230	2	26.887	31.801	28.199	1:26.887	224
4	26.211	31.106	27.461	1:24.778	232	3	26.842	31.743	28.006	1:26.591	226
5	26.477	31.393	27.573	1:25.443	232	4	26.455	31.431	28.002	1:25.888	227
6	26.512	31.219	27.864	1:25.595	231	5	26.277	30.997	27.835	1:25.109	230
						6	26.393	31.274	28.467	1:26.134	228
						7	27.341	37.386	29.181	1:33.908	224
82 Jake DREW (11th)											
1	31.696	34.689	29.939	1:36.324 P							
2	28.720	33.467	29.546	1:31.733	229	137 Luke MARTYR (22th)					
3	29.645	33.969	29.757	1:33.371	229	1	32.760	36.282	30.454	1:39.496 P	
4	28.002	32.859	28.912	1:29.773	227	2	29.296	34.565	29.822	1:33.683	226
5	28.097	32.847	28.442	1:29.386	228	3	29.516	35.061	30.136	1:34.713	226
6	27.298	32.528	28.399	1:28.225	226	4	28.980	34.767	29.896	1:33.643	224
7	27.167	32.705	28.725	1:28.597	225	5	29.450	35.027	31.143	1:35.620	223
84 Nathan JONES (5th)											
1	31.498	32.585	29.029	1:33.112 P							

The results are provisional until the end of the time limit for protests and appeals.

Chief Timekeeper - Colin Rothwell

Clerk of Course - Tony Bolin



COMPUTIME RACE TIMING SYSTEMS PTY LTD
www.computime.com.au

E-mail: scott@computime.com.au / Ph: 0418 17 13 17





Round 1 - Winton : 10 & 11 April
SUPERBIKE - A & B GRADE
Qualifying 1

Date: 10/04/21
 Event: Q07
 Weather: Cloudy - Temp: 20C
 Track: Dry

Started at: 11:15:52
 Laps: 10 Min
 Starters: 26
 Printed at: 11:32

PROVISIONAL FASTEST LAPS SEQUENCE

Race Time	No	Name	Machine	Fastest Lap	On Lap
1:47.364	74	Scott McGREGOR	Honda CBR 1000	1:40.226	1
1:48.473	84	Nathan JONES	Kawasaki ZX10R 1000	1:33.112	1
1:48.500	78a	Nathan SPITERI	Suzuki GSXR 1000	1:31.354	1
2:11.681	3	Jed METCHER	Yamaha R1 1000	1:31.100	1
3:14.824	78a	Nathan SPITERI	Suzuki GSXR 1000	1:26.324	2
3:35.585	3	Jed METCHER	Yamaha R1 1000	1:23.904	2
4:04.826	2	Mark CHIODO	Yamaha R1 1000	1:22.365	2
6:21.470	3	Jed METCHER	Yamaha R1 1000	1:22.124	4

The results are provisional until the end of the time limit for protests and appeals.

Chief Timekeeper - Colin Rothwell

Clerk of Course - Tony Bolin



COMPUTIME RACE TIMING SYSTEMS PTY LTD
www.computime.com.au

E-mail: scott@computime.com.au / Ph: 0418 17 13 17





Round 1 - Winton : 10 & 11 April
SUPERBIKE - A & B GRADE
Qualifying 1

Date: 10/04/21
 Event: Q07
 Weather: Cloudy - Temp: 20C
 Track: Dry

Started at: 11:15:52
 Laps: 10 Min
 Starters: 26
 Printed at: 11:32


PROVISIONAL BEST PARTIAL TIMES

Pos	Split 1		Split 2		Split 3		LAP		Ideal	Fastest
	Name	Time	Name	Time	Name	Time	Name	Time		
1	J. METCHER	25.296	M. CHIODO	30.194	J. METCHER	26.609	J. METCHER	1:22.124	1:22.124	
2	M. CHIODO	25.355	J. METCHER	30.219	M. CHIODO	26.740	M. CHIODO	1:22.289	1:22.365	
3	L. JHONSTON	25.799	L. JHONSTON	30.446	L. JHONSTON	27.138	L. JHONSTON	1:23.383	1:23.640	
4	N. SPITERI	26.211	N. JONES	30.997	N. SPITERI	27.375	N. SPITERI	1:24.692	1:24.778	
5	B. SHAW	26.252	N. SPITERI	31.106	K. REDDING	27.608	N. JONES	1:25.109	1:25.109	
6	N. JONES	26.277	K. REDDING	31.372	B. SHAW	27.777	K. REDDING	1:25.282	1:26.242	
7	S. McGREGOR	26.291	S. McGREGOR	31.494	N. JONES	27.835	B. SHAW	1:25.620	1:25.869	
8	K. REDDING	26.302	B. SHAW	31.591	S. McGREGOR	28.090	S. McGREGO	1:25.875	1:26.205	
9	P. LI	27.002	P. LI	31.924	P. BERRY	28.263	P. LI	1:27.248	1:27.381	
10	J. DREW	27.167	K. SUSHAMES	32.076	K. SUSHAMES	28.286	K. SUSHAME	1:27.853	1:27.915	
11	K. SUSHAMES	27.491	P. BERRY	32.243	P. LI	28.322	P. BERRY	1:28.080	1:28.321	
12	T. HARDY	27.574	A. LOOMES	32.285	S. TOZER	28.396	J. DREW	1:28.094	1:28.225	
13	P. BERRY	27.574	S. TOZER	32.349	J. DREW	28.399	S. TOZER	1:28.721	1:28.774	
14	N. McKENZIE	27.645	T. HARDY	32.485	T. HARDY	28.769	T. HARDY	1:28.828	1:28.972	
15	S. TOZER	27.976	J. DREW	32.528	A. LOOMES	28.778	A. LOOMES	1:29.138	1:29.276	
16	A. LOOMES	28.075	A. ORD	32.706	A. ORD	29.060	N. McKENZIE	1:29.717	1:29.984	
17	A. ORD	28.268	D. ARCHBOLD	32.907	N. McKENZIE	29.122	A. ORD	1:30.034	1:30.034	
18	D. ARCHBOLD	28.497	N. McKENZIE	32.950	G. SNAITH	29.475	D. ARCHBOL	1:31.331	1:31.331	
19	A. McGUIRE	28.635	K. GROSSER	33.437	L. MARTYR	29.822	K. GROSSER	1:32.115	1:32.124	
20	K. GROSSER	28.828	A. McGUIRE	34.001	K. GROSSER	29.850	A. McGUIRE	1:32.700	1:33.171	
21	L. MARTYR	28.980	G. SNAITH	34.068	D. ARCHBOLD	29.927	G. SNAITH	1:32.775	1:32.921	
22	G. SNAITH	29.232	L. MARTYR	34.565	A. McGUIRE	30.064	L. MARTYR	1:33.367	1:33.643	
23	M. BARTON	30.793	M. BARTON	37.332	M. BARTON	32.658	M. BARTON	1:40.783	1:41.879	

The results are provisional until the end of the time limit for protests and appeals.

Chief Timekeeper - Colin Rothwell

Clerk of Course - Tony Bolin



COMPUTIME RACE TIMING SYSTEMS PTY LTD
www.computime.com.au

E-mail: scott@computime.com.au / Ph: 0418 17 13 17

